

MightySat[®] Rx Fingertip Pulse Oximeter

Featuring Masimo SET[®] Measure-through Motion and Low Perfusion[™] Pulse Oximetry

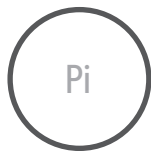
Pulse Oximetry



Oxygen Saturation*



Pulse Rate*



Perfusion Index



Pleth Variability Index



Respiration Rate from the Pleth



* Masimo SET[®] Measure-through Motion technology includes SpO2 and PR.

Masimo SET®: The Choice of Leading Hospitals Worldwide

- > **Masimo SET®** overcomes the challenges of low perfusion and motion artifact that limit conventional pulse oximetry.
- > **Masimo SET®** pulse oximetry helps clinicians monitor more than 200 million patients a year.¹

Respiration Rate from the Pleth (RRp)

- > **RRp** may be used to measure respiration rate in the clinic, during emergency medical services, and at home.
- > **RRp** provides a wide measurement range of 4 to 70 breaths per minute.

Designed for Performance

High Resolution Display

- Rotating and adjustable colour screen for real-time display of all measurements

Plethysmographic Waveform

- Provides high-resolution display of the patient's pleth waveform

Touchpad

- Provides easy access to settings and device features

Durable, Lightweight Design

- For use in clinical and home-care environments

Signal I.Q.® (SIQ™)

- An indicator of the SpO₂ measurement confidence

Flexible Pad

- Easily conforms to finger shape for enhanced comfort
- Enables secure application to finger to minimise external interference

Free Downloadable Masimo Professional Health App²

Display parameter data on a compatible smart device with Bluetooth® LE-enabled models. Measurements can also integrate into Apple's Health app.³



VIEW measurements on a compatible smart device²



TREND measurements over time, view graphically

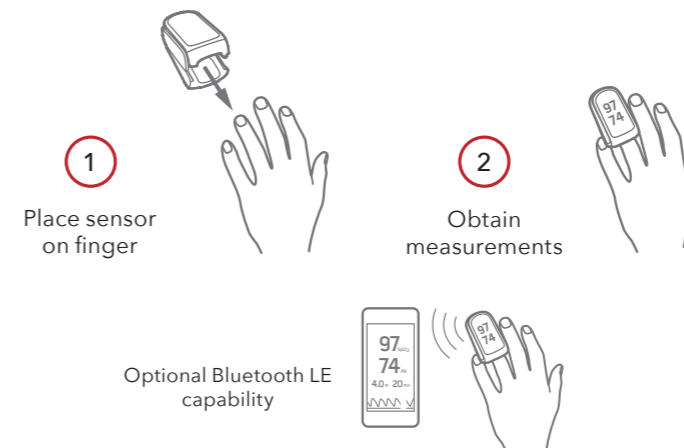


SHARE captured data via email

Comparison at a Glance

	Masimo MightySat Rx	Nonin® Onyx® II 9560
Key Product Features		
Parameters: SpO ₂ and PR featuring Masimo Signal Extraction Technology® (SET™)	✓	No
Parameter: Perfusion Index (Pi)	✓	No
Parameter: Respiration Rate (RRp)	✓	No
Parameter: Pleth Variability Index (PVi)	✓	No
Pleth Waveform	✓	No
Rotating and adjustable colour screen for real-time display of all measurements	✓	No
App includes: high-resolution pleth waveform, smart tone audible feature, and trending functionality	✓	No
Customisable settings with use of touchpad	✓	No

Results in Two Easy Steps



Kit includes: MightySat Rx device, lanyard, batteries, and drawstring pouch



Unique Parameters and Indicators

Signal I.Q. (SIQ)

Located under the plethysmographic waveform. The height of the vertical line provides an assessment of the confidence in the SpO₂ value displayed.

Plethysmographic (Pleth) Waveform

Real-time graphical representation of changes in volume of arterial blood with each pulse.

Perfusion Index (Pi)

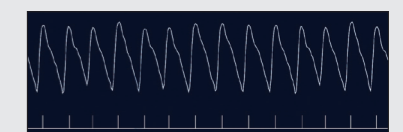
The ratio of the pulsatile blood flow to the non-pulsatile blood in peripheral tissue used to measure peripheral perfusion.

Pleth Variability Index (PVi)

A measure of the dynamic changes in the perfusion index (Pi) that occur during the respiratory cycle.

Respiration Rate from the Pleth (RRp)

A measure of respiration rate based on changes in the plethysmographic waveform. The unit of measure is respirations per minute (RPM).



High-resolution view of the pleth waveform when viewed on a smart device.

MightySat Rx Models

	MightySat Rx P/N 9707	MightySat Rx with Bluetooth LE P/N 9807	MightySat Rx with Bluetooth LE, RRp & PVi P/N 9907
Masimo SET[®] Measure-through Motion and Low Perfusion Technology	•	•	•
Measurements			
SpO ₂ (Oxygen Saturation)	•	•	•
PR (Pulse Rate)	•	•	•
Pi (Perfusion Index)	•	•	•
RRp (Respiration Rate)			•
PVi (Pleth Variability Index)			•
Display			
Pleth Waveform	•	•	•
150-Degree Viewing Angle	•	•	•
Rotational Screen	•	•	•
Bluetooth LE		•	•
Compatible with Masimo Professional Health App²		•	•
Four-Year Limited Warranty	•	•	•

MightySat Rx Specifications

DISPLAY RANGE	PHYSICAL CHARACTERISTICS
Functional Oxygen Saturation (SpO ₂) 0–100%	Weight with Battery ⁶ 73 g (0.16 lbs)
Pulse Rate (PR) 25–240 bpm	Dimensions 7.4 cm x 4.1 cm x 3.0 cm (2.9" x 1.6" x 1.2")
Perfusion Index (Pi) 0.02–20%	ALARMS
Respiration Rate (RRp) 4–70 rpm	No alarms on this product
Pleth Variability Index (PVi) 0–100%	CLASSIFICATION PER IEC 60601-1
ACCURACY – (ARMS)⁴	EMC Classification Class B
Oxygen Saturation (%SpO ₂) Accuracy Range 70–100%	Degree of Protection Type BF-Applied Part
No Motion 2%	Enclosure Degree of Ingress Protection IP23
Motion 3%	Mode of Operation Continuous Operation
Low Perfusion 2%	COMPLIANCE
Pulse Rate (PR) Accuracy Range 25–240 bpm	Safety UL 60601-1, CSA C22.2 No. 601.1, IEC 60601-1, EN 60601-1
No Motion 3 bpm	EMC EN 60601-1-2, Class B
Motion 5 bpm	Pulse Oximeter ISO 80601-2-61
Low Perfusion 3 bpm	Conformity to EU MDD 93/42/EEC CE Marked
Respiration Rate (RRp) Accuracy Range ⁵ 4–70 rpm	BATTERY
RRp 1 rpm	Operating Two 1.5 Volt AAA Batteries
PATIENT WEIGHT	Battery Approximately 1800 spot-checks ⁷
Adult and Pediatric Patients >30 kg (66 lbs)	COMMUNICATION
MEASUREMENT RESOLUTION	Radio Modes Bluetooth LE
Oxygen Saturation (%SpO ₂) 1%	Communication Compliance
Pulse Rate (PR) 1 bpm	Canada IC: 7362A-MSAT01A
Pleth Variability Index (PVi) 1%	RSS-210
Respiration Rate (RRp) 1 rpm	Europe EN 300 328
ENVIRONMENTAL	EN 302 489-17
Operating Temperature 5 to 40° C (41 to 104° F)	
Storage Temperature -40 to 70° C (-40 to 158° F)	
Operating Humidity 10 to 95%, non-condensing	
Atmospheric Pressure 540 to 1060 mBar	

¹ Estimate: Masimo data on file. ² The app is downloadable from the App Store[®] for iOS devices or Google Play[™] store for select Android[™] devices. For an up-to-date list of compatible smart devices, see: www.masimo.com/professional-health/ ³ Apple is a registered trademark of Apple Inc. registered in the U.S. and other countries. ⁴ ARMS accuracy is a statistical calculation of the difference between device measurements and reference measurements. Approximately two-thirds of the device measurements fell within ± ARMS of the reference measurements in a controlled study. ⁵ RRp performance was validated across the entire range of 4-70 rpm through bench testing. ⁶ Weight is dependent on batteries used. ⁷ Based upon 15 hours of operation with screen brightness set to 50% and a spot-check of 30 seconds.

For professional use. See instructions for use for full prescribing information, including indications, contraindications, warnings, and precautions.

Masimo U.S.
Tel: 1 877 4 Masimo
info-america@masimo.com

Masimo International
Tel: +41 32 720 1111
info-international@masimo.com

